

TILE

AMERICA

CRETA.

Glazed Porcelain Tile |
Glazed Ceramic Tile |
Natural Cement

Coal

The Greek Island of Crete's rich legacy is cemented in history. A vital hub of culture, architecture and innovation with an artisanal spirit that lives on in the Creta collection. Serene color and tonal richness welcome you. A myriad of sizes and shapes delight the eyes with distinctive patterns. Field tiles of 12x24" and 2x10" both suitable for floor and walls, capture the look of artisan cement. Inspired by a legacy of craftsmanship and timeless innovation, Creta can turn any space into a true classic.

Creta

Glazed Porcelain Tile | Glazed Ceramic Tile | Natural Cement



White| V3



24x48 NAT RECT | #80138ET
12x24 NAT RECT | #80133ET
8x48 NAT RECT | #204080E

Single Bullnose
3x12 NAT RECT | #80143ET

Ash | V3



24x48 NAT RECT | #80139ET
12x24 NAT RECT | #80134ET
8x48 NAT RECT | #204078E

Single Bullnose
3x12 NAT RECT | #80144ET

Coal | V3



24x48 NAT RECT | #80140ET
12x24 NAT RECT | #80135ET
8x48 NAT RECT | #204082E

Single Bullnose
3x12 NAT RECT | #80145ET

Clay | V3



24x48 NAT RECT | #80141ET
12x24 NAT RECT | #80136ET
8x48 NAT RECT | #204083E

Single Bullnose
3x12 NAT RECT | #80146ET

V4
2x10 MATTE PRESSED | #202742E
Glazed Ceramic Tile

V4
2x10 MATTE PRESSED | #202743E
Glazed Ceramic Tile

V4
2x10 MATTE PRESSED | #202744E
Glazed Ceramic Tile

V4
2x10 MATTE PRESSED | #203393E
Glazed Ceramic Tile

Mos SQ 2x2
White| V3



12x12 NAT
#80148ET


Carven White| V3



8x8 MATTE PRESSED
#203085ET
Natural Cement



Mos SQ 2x2
Ash | V3



12x12 NAT
#80149ET


Carven Ash| V3



8x8 MATTE PRESSED
#203087ET
Natural Cement



Mos SQ 2x2
Coal| V3



12x12 NAT
#80150ET


Carven Coal| V3



8x8 MATTE PRESSED
#203088ET
Natural Cement



Mos SQ 2x2
Clay| V3



12x12 NAT
#80151ET

Carven Clay| V3



8x8 MATTE PRESSED
#203086ET
Natural Cement



TECH DATA

Finish	Freeze Resistant	Shade Variation	Color Body	Water Absorption	Stain Resistant	DCOF AcuTest	Chemical Resistant	Breaking Strength	Mohs Hardness
NAT	Resistant	V3	✓	≤ 0.5%	Class A	≥ 0.42	Class A	≥ 275lbf	8
NAT 8x48	Resistant	V4	N/A	≤ 0.5%	Class A	≥ 0.42	Class A	≥ 275lbf	8
MATTE 2x10	N/A	V4	N/A	≤ 3%	Class A	≥ 0.42	Class A	≥ 250lbf	8
MATTE 8x8	N/A	V3	N/A	≤ 20%	Class E	N/A	Class E	≥ 125lbf	N/A

PACKING INFO

PRODUCT SIZE INCHES	ACTUAL SIZE	THICKNESS MM	LBS/ CARTON	PCS/ CARTON	SF/ CARTON	SF/ PALLET	LBS/ PALLET	CARTON/ PALLET	NUMBER OF FACES
2x2 Mosaic	11.73 x 11.73	8	35.01	10	10.00	360.00	1,260.36	36	
2x10	1.95 x 9.85	7	8.85	20	2.69	538.00	1,770.00	200	80
8x8 Carven	8 x 8	20	35.24	12	5.16	247.68	1,691.52	48	12
8x48	7.81 x 47.19	9	54.02	5	12.80	576.00	2,430.90	45	30
12x24	11.69 x 23.46	8	61.16	8	15.50	620.00	2,446.40	40	40
24x48	23.46 x 47.05	8	61.16	2	15.50	542.50	2,140.60	35	30

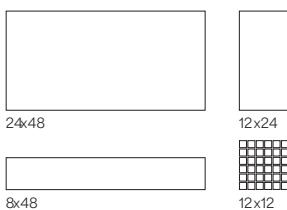
For reference only.

AREAS OF USAGE

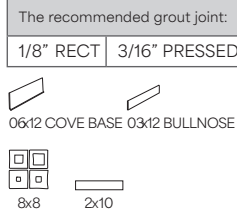
Classification	Reference Category	Suitable
Interior, Dry	ID	✓
Interior, Wet	IW	✓*
Interior, Wet Plus	IW+	✓ 2x2 NAT
Exterior, Wet	EW	
Oils/Greases	O/G	

* Except Natural Cement products.

FORMATS



GROUT JOINT



Book an Appointment:

